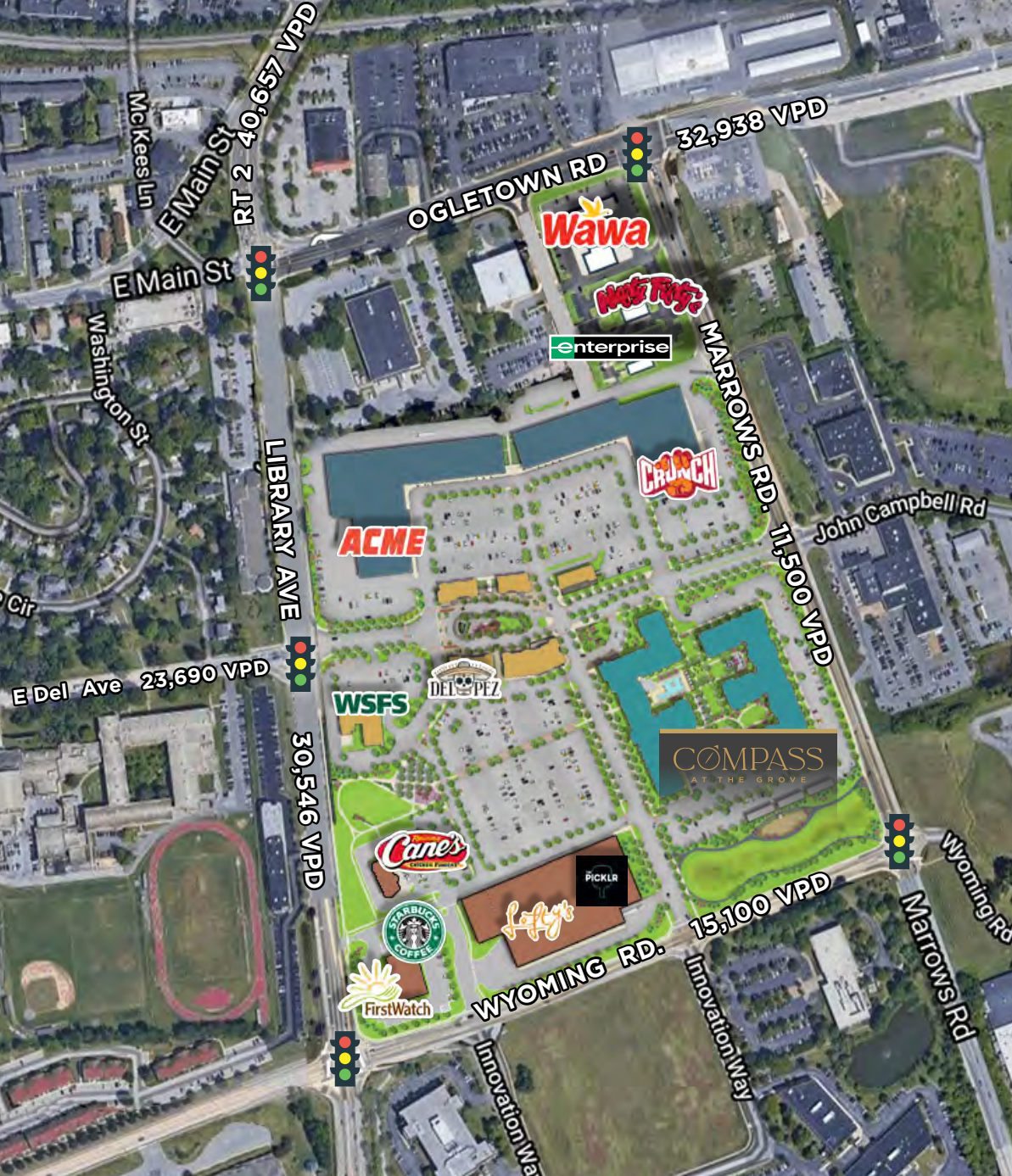




THE GROVE

NEWARK





PROPERTY HIGHLIGHTS

- NEWARK'S PREMIER MIXED-USE SHOP, DINE & LIVE COMMUNITY
- OVER 330,000 SF OF RETAIL WITH 60,000 SF OF NEW RETAIL
- LOCATED A MILE FROM UD'S MAIN CAMPUS
- BORDERS THE DELAWARE TECHNOLOGY PARK
- NEARLY 1,000 NEW TREES, PLANT AND FLOWER BEDS.
- NEW CENTRAL PLAZA WITH AL FRESCO DINING
- NEW COMMUNITY EVENTS GREEN SPACE
- PEDESTRIAN FRIENDLY - 1.5± MILES OF TRAILS & WALKWAYS
- 300 NEW LUXURY CLASS A APARTMENTS

DEMOGRAPHICS	1 MILE	3 MILES	5 MILES
EST. POPULATION 2020	13,923	75,528	163,952
EST. DAYTIME POP. 2020	16,948	61,445	139,609
EST. HOUSEHOLDS 2020	4,474	27,489	62,525
EST. AVG. HH INCOME 2020	\$59,244	\$87,686	\$89,942

ALL TRAFFIC COUNTS: DELDOT 2019





CONTACT:
DSM COMMERCIAL REAL ESTATE SERVICES

AGENT **Daniel Wham**
MAIN 302.283.1800
MOBILE 302.249.9744
FAX 302.283.1365
EMAIL dwham@dsmre.com

AGENT **Dann Gladnick**
MAIN 302.283.1800
MOBILE 302.540.8969
FAX 302.283.1365
EMAIL dgladnick@dsmre.com



THEGROVENEWARK.COM



UNIVERSITY OF DELAWARE
25,000 STUDENTS
4,500 EMPLOYEES
WITHIN 2.5 MILES

THE GROVE


THE GROVE
NEWARK



GROVE NORTH RETAIL
157,012 SF

GROVE CENTRAL RETAIL
48,287 SF

1 ACRE
COMMUNITY GREEN

GROVE SOUTH RETAIL
108,324 SF

306 LUXURY
APARTMENTS





GROVE NORTH - K

K 100	ACME	58,740 SF	K 170/180	MED SPA	4,000 SF
K 110	PEDDLER'S LIQUOR MART	2,250 SF	K 190/200	LESLIE POOLS	3,933 SF
K 120	PEDDLER'S LIQUOR MART	2,250 SF	K 210	AVAILABLE	2,000 SF
K 130	N&D NAILS	1,500 SF	K 220	SALLY BEAUTY	2,000 SF
K 140	H&R BLOCK	2,000 SF	K 230	AVAILABLE	2,000 SF
K 150	K&L CLEANERS	2,000 SF	K 240	MARK IV HAIR DESIGNS	1,300 SF
K 160 AVAILABLE		2,000 SF			

GROVE NORTH - L

L 250	BONCHON CHICKEN	1,900 SF	L 340/350	TURKIYE KEBOB	4,000 SF
L 260	BACKYARD BIRDS	2,000 SF	L 360	AVAILABLE	2,000 SF
L 270-290	AVAILABLE	6,000 SF	L 370	AVAILABLE	2,000 SF
L 300	HAIR CUTTERY	2,000 SF	L 380	AVAILABLE	2,000 SF
L 310	JERSEY MIKE'S	2,000 SF	L 90	CIGARETTE CITY	2,000 SF
L 320	NOVACARE	2,000 SF	L 400	CRUNCH FITNESS	28,726 SF
L 330	WHITEMINK SALON	2,000 SF	L 400A	AVAILABLE	16,300 SF



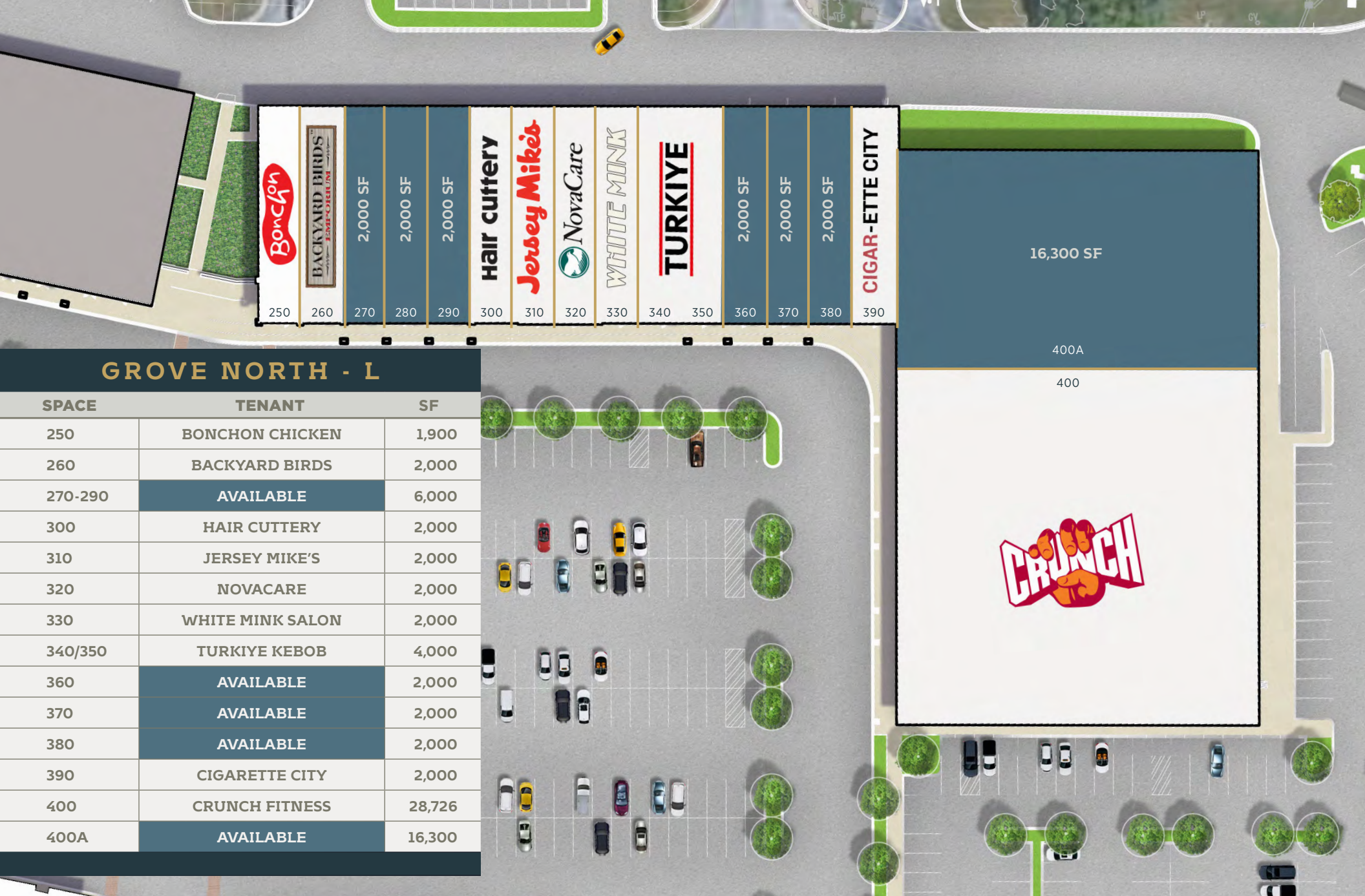


ACME

110 PEDDLER'S Liquor
 120
 130 N&D Nails
 140 H&R BLOCK
 150 K&L CLEANERS
 160 2,000± SF
 170 MED SPA
 180
 190 LESLIE'S
 200
 210 2,000± SF
 220 SALLY BEAUTY
 230 2,000± SF
 240 Mark IV HAIR DESIGNS

GROVE NORTH - K		
SPACE	TENANT	SF
100	ACME	58,740
110	PEDDLERS LIQUOR MART	2,250
120	PEDDLERS LIQUOR MART	2,250
130	N & D NAILS	1,500
140	H & R BLOCK	2,000
150	K & L CLEANERS	2,000
160	AVAILABLE	2,000
170/180	MED SPA	4,000
190/200	LESLIE POOLS	3,933
210	AVAILABLE	2,000
220	SALLY BEAUTY	2,000
230	AVAILABLE	2,000
240	MARK IV HAIR DESIGNS	1,300





250 **BonChon**
 260 **BACKYARD BIRDS**
 270 2,000 SF
 280 2,000 SF
 290 2,000 SF
 300 **hair cuttery**
 310 **Jersey Mike's**
 320 **NovaCare**
 330 **WHITE MINK**
 340 **TURKIYE**
 350
 360 2,000 SF
 370 2,000 SF
 380 2,000 SF
 390 **CIGAR - ETTTE CITY**

16,300 SF
 400A
 400
CRUNCH

GROVE NORTH - L

SPACE	TENANT	SF
250	BONCHON CHICKEN	1,900
260	BACKYARD BIRDS	2,000
270-290	AVAILABLE	6,000
300	HAIR CUTTERY	2,000
310	JERSEY MIKE'S	2,000
320	NOVACARE	2,000
330	WHITE MINK SALON	2,000
340/350	TURKIYE KEBOB	4,000
360	AVAILABLE	2,000
370	AVAILABLE	2,000
380	AVAILABLE	2,000
390	CIGARETTE CITY	2,000
400	CRUNCH FITNESS	28,726
400A	AVAILABLE	16,300





GROVE CENTRAL

SPACE	TENANT	SF
A*	AVAILABLE	3,869
A 101	AVAILABLE	1,878
A 102	AVAILABLE	1,991
B*	AVAILABLE	3,184
B 101	AVAILABLE	1,542
B 102	AVAILABLE	1,642
C	AVAILABLE	3,500
D	DEL PEZ GASTROPUB	6,341
E 101	AVAILABLE	4,977
E 102	AVAILABLE	4,497
F	WSFS	21,919

*DIVISIBLE

#

PARKING COUNT





PLAZA AT THE GROVE OUTDOOR SEATING

1	A101	643 SF
2	A102	311 SF
3	B101	372 SF
4	B101	345 SF
5	B102	911 SF
6/7	D	DEL PEZ GASTROPUB
8	E101	857 SF
9	E102	1,002 SF
10	C	1,677 SF



GROVE SOUTH AVAILABILITY

12,000 SF for Lease

SPACE	TENANT	SF
G	RAISING CANE'S	3,500
H	AVAILABLE	12,000
I 101	STARBUCKS	2,425
I 102	COLDSTONE	1,600
I 103	SMOOTHIE KING	1,600
I 104	FIRST WATCH	4,375
J 101	LEFTY'S	42,467
J 102	PICKLR'	40,736

PARKING COUNT

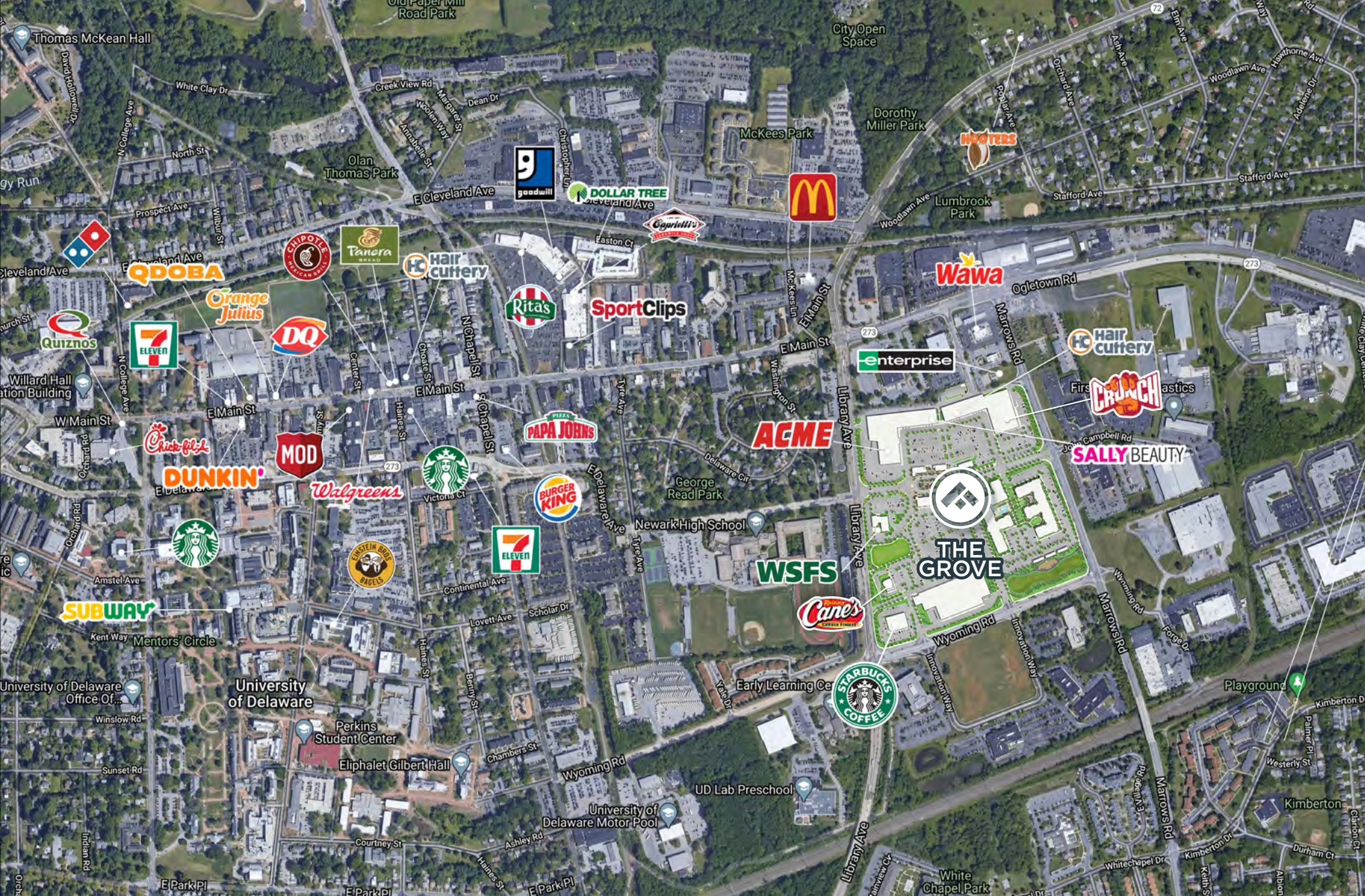


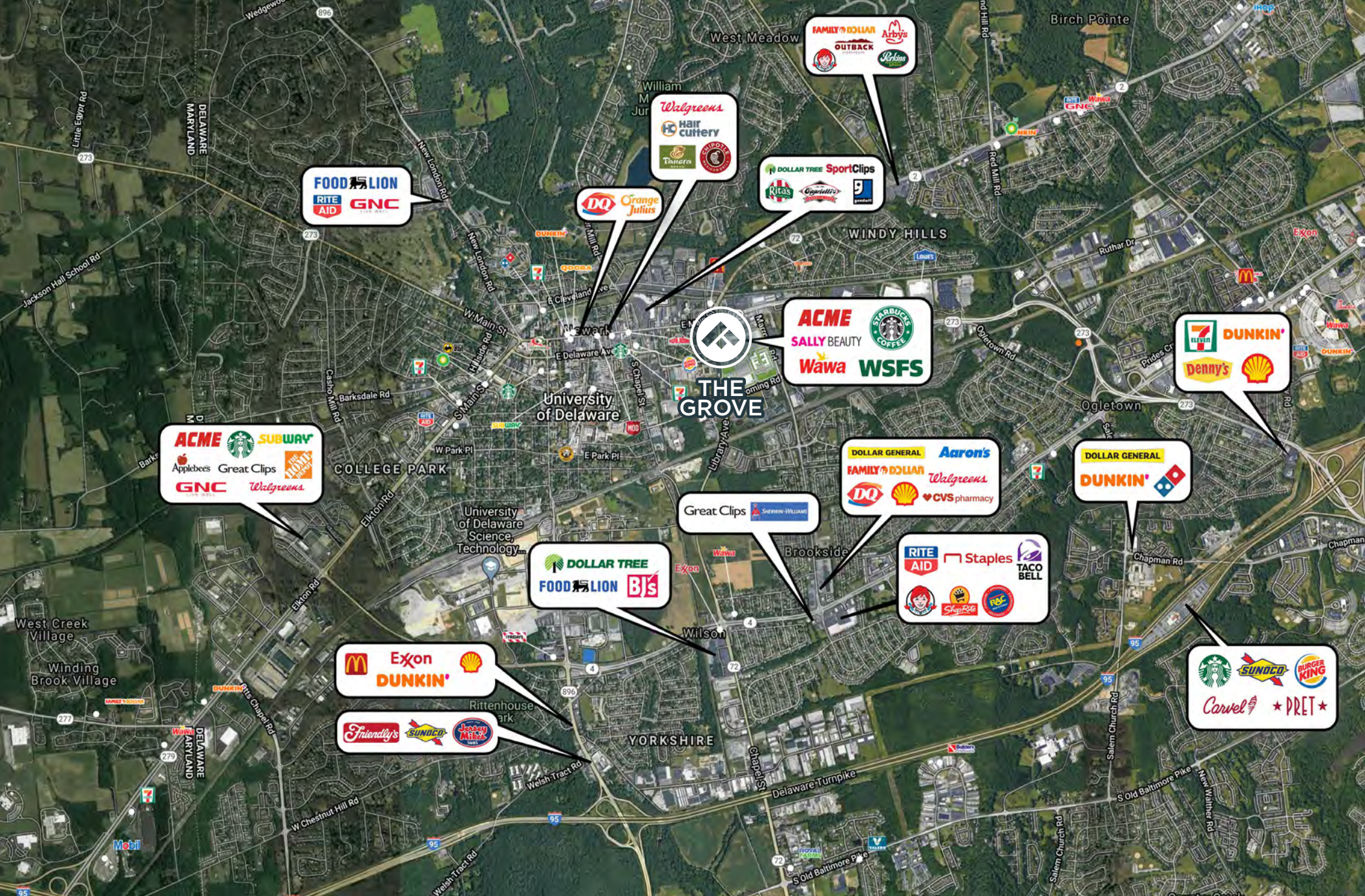


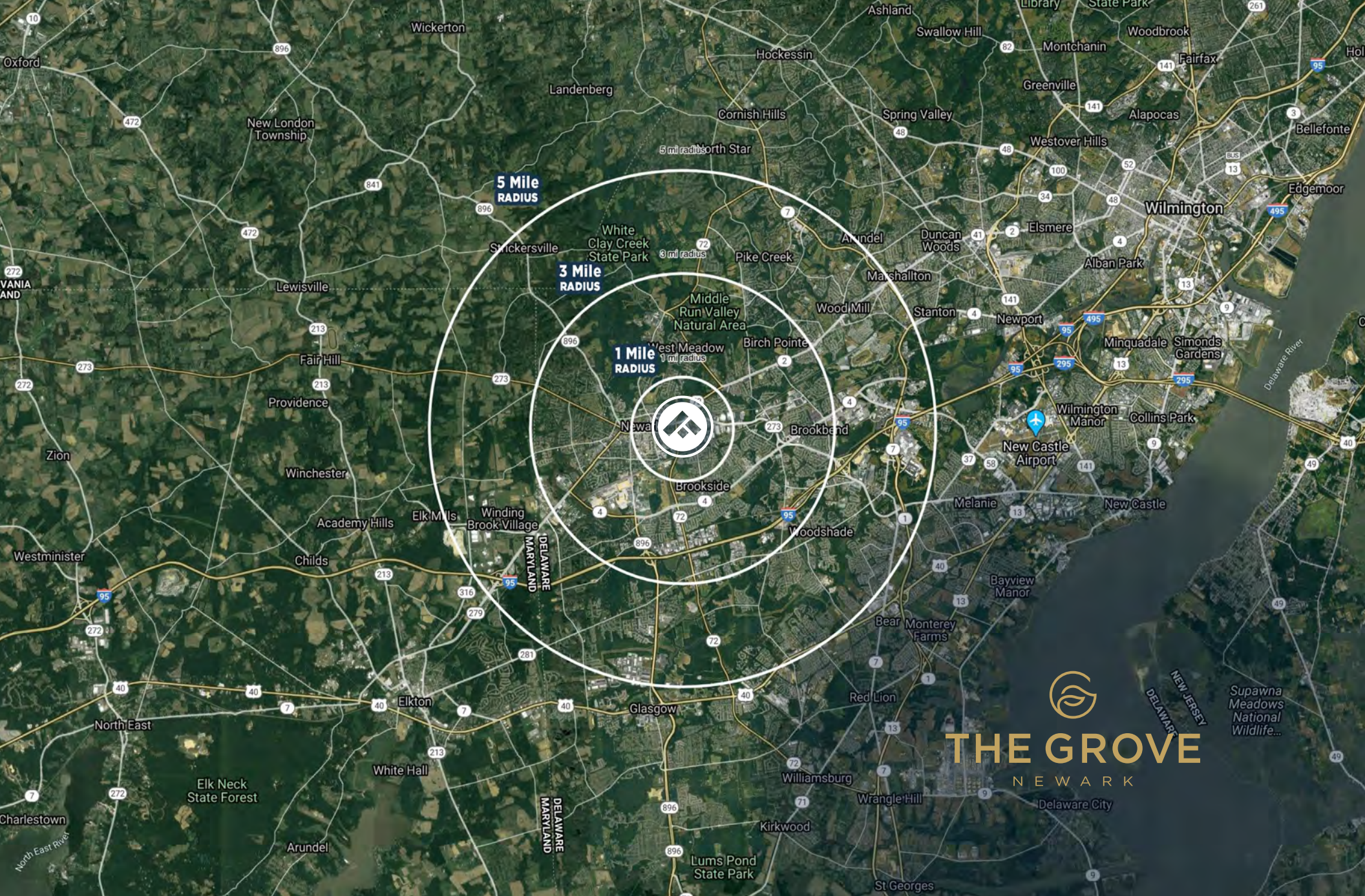
OUTPARCEL PAD SITES

WAWA	6,200 SF
NIFTY FIFTY'S	3,040 SF
ENTERPRISE	2,500 SF









THE GROVE

NEWARK

Delaware City



THEGROVENEWARK.COM







Delivering Great Space to Delaware Business Since 1965

NO WARRANTY OR REPRESENTATION, EXPRESS OR IMPLIED, IS MADE AS TO THE ACCURACY OF THE INFORMATION CONTAINED HEREIN, AND THE SAME IS SUBMITTED SUBJECT TO ERRORS, OMISSIONS, CHANGE OF PRICE, RENTAL OR OTHER CONDITIONS, PRIOR SALE, LEASE OR FINANCING, OR WITHDRAWAL WITHOUT NOTICE, AND OF ANY SPECIAL LISTING CONDITIONS IMPOSED BY OUR PRINCIPALS NO WARRANTIES OR REPRESENTATIONS ARE MADE AS TO THE CONDITION OF THE PROPERTY OR ANY HAZARDS CONTAINED THEREIN OR ARE ANY TO BE IMPLIED